www.baygar.com

SAEZ

CRANES

S52 4T

BAYGAR

S52 4T

DIN/FEM CE

UNE 58-101-92 FEM 1001-87
According to EC 98/37 instruction

Windzone A-B / DIN 15019
Viento max. fuerza de servicio 150km/h
Maximun wind speed out of service 150 km/h
Maximale windstärke, ohne Betrieb 150 km/h
Vent maximum, hors service 150 km/h
Vento max, fuori di servizio 150 km/h

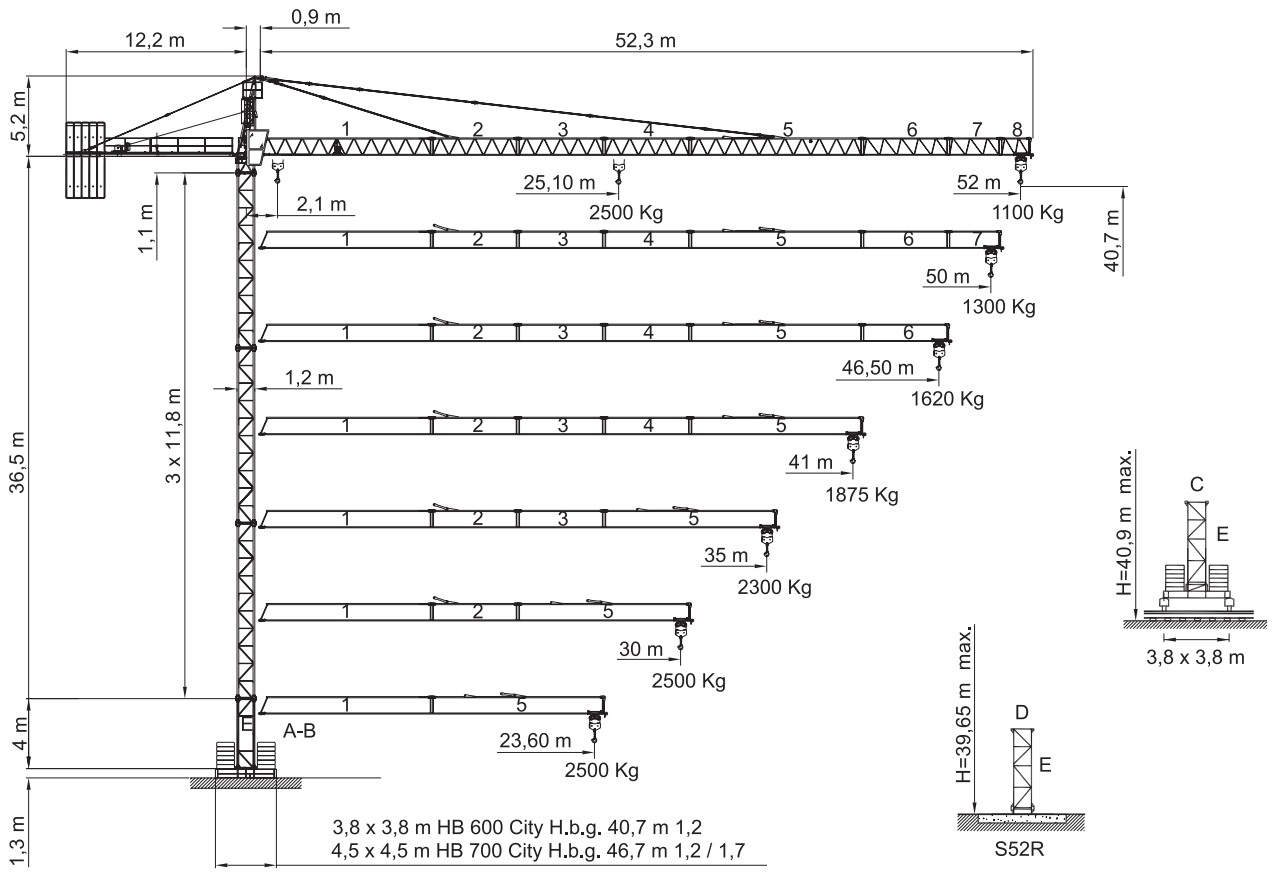

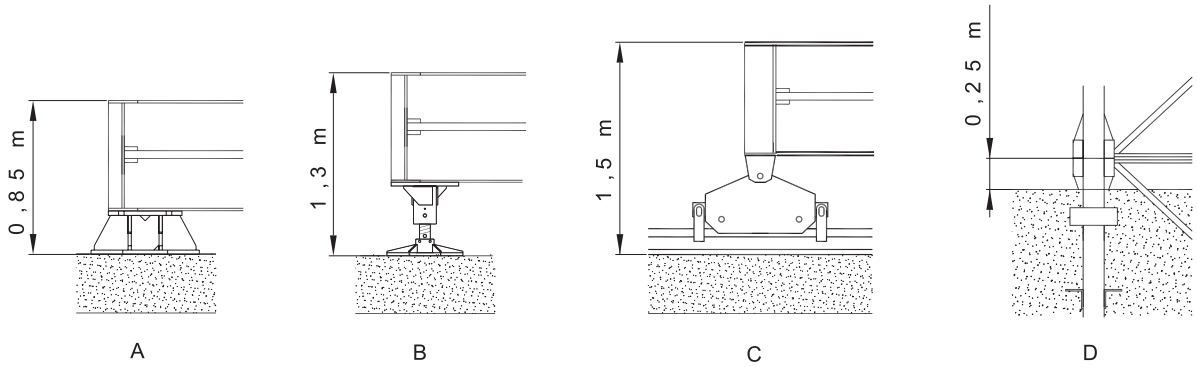

Bloque de contrapeso
Counterweight blocks
Gegengewichtsblöcke
Bloc de contrepoid
Blocco di contrappeso

	52 m			50 m			46,5 m			41 m		
	A	B	C	A	B	C	A	B	C	A	B	C
	5	-	-	5	-	-	5	-	-	4	-	1
	11500 Kg			11500 Kg			11500 Kg			10050 Kg		

	35 m			30 m			23,6 m		
	A	B	C	A	B	C	A	B	C
	3	1	-	3	-	-	2	-	-
	8300 Kg			6900 Kg			4600 Kg		

Curvas de cargas, Load diagrams, Lastkurven, Courbes de charges, Curve di carico

52 m

18	20	23,6	24	25,1	26	28	30	33	35	37	39	41	44	46,5	48	50	52	m
2500	2500	2500	2500	2500	2400	2215	2055	1850	1730	1625	1535	1450	1335	1270	1210	1150	1100	Kg
9	12	15	15,5	18	21	23,6	27	30	33	35	38	41	44	46,5	48	50	52	m
4000	4000	4000	4000	3400	2870	2590	2160	1900	1700	1580	1430	1300	1190	1120	1060	1000	950	Kg

50 m

18	20	23,6	24	26	27,8	28	30	33	35	37	39	41	44	46,5	48	50	m
2500	2500	2500	2500	2500	2500	2480	2300	2075	1945	1825	1725	1630	1505	1430	1365	1300	Kg
9	12	15	17,2	18	21	23,6	27	30	33	35	38	41	44	46,5	48	50	m
4000	4000	4000	4000	3815	3220	2900	2430	2150	1925	1795	1625	1480	1355	1280	1215	1150	Kg

46,5 m

18	20	23,6	24	26	28	30	31,1	33	35	37	39	41	44	46,5	m
2500	2500	2500	2500	2500	2500	2500	2500	2335	2190	2065	1945	1840	1705	1620	Kg
9	12	15	18	19,2	21	23,6	27	30	33	35	38	41	44	46,5	m
4000	4000	4000	4000	4000	3635	3290	2750	2440	2190	2040	1850	1690	1555	1470	Kg

41 m

18	20	23,6	24	26	28	30	31,5	33	35	37	39	41	m
2500	2500	2500	2500	2500	2500	2500	2500	2380	2230	2100	1980	1875	Kg
9	12	15	18	19,5	21	23,6	27	30	33	35	38	41	m
4000	4000	4000	4000	4000	3700	3350	2800	2490	2230	2080	1890	1725	Kg

35 m

18	20	23,6	24	26	28	30	32,4	33	35	m
2500	2500	2500	2500	2500	2500	2500	2500	2450	2300	Kg
9	12	15	18	20,1	21	23,6	27	30	33	35	m
4000	4000	4000	4000	4000	3815	3450	2890	2570	2300	2150	Kg

30 m

18	20	23,6	24	26	28	30	m
2500	2500	2500	2500	2500	2500	2500	Kg
9	12	15	18	19,6	21	23,6	27	30	m
4000	4000	4000	4000	4000	3720	3360	2815	2500	Kg

23,6 m

18	20	23,6	m
2500	2500	2500	Kg
9	12	15	18	18,1	21	23,6	m
4000	4000	4000	4000	4000	3415	3000	Kg

Mecanismos, Mechanisms, Antriebe, Mécanismes, Meccanismi

✳ 25 Hp (18,5 Kw) 3V
H.B.G. 84 S/R Ø10mm

240 m	m/min	8	31	62	4	16	31
	Kg	2500	2500	1500	4000	4000	2600
	Kw	18,5	18,5	18,5	18,5	18,5	18,5
	m/min	30 / 60			30 / 60		
	Kw	1,5 / 3			1,5 / 3		
	r.p.m	0,3	0,6	0,9	0,3	0,6	0,9
	Kw	2 x 5,5			2 x 5,5		
	m/min	20			20		
	Kw	2 x 2,2			2 x 2,2		

✳ 25 Hp (18,5 Kw) INV
H.B.G. 94 S/R Ø10mm

265 m	m/min	8	31	62	4	16	31
	Kg	2500	2500	1500	4000	4000	2600
	Kw	18,5	18,5	18,5	18,5	18,5	18,5

✳ Opcional / Optional / Opzionale /
Elevación / Hoisting / Heben / Levage / Sollevamento
Distribución / Trolleying / Katzfahren / Distribution / Ditribuzione
Orientación / Slewing / Schwenken / Orientation / Rotazione
Traslacion / Travelling / Schienenfahren / Translation / Traslazione

15 Hp (11Kw) 3V
H.B.G. 84 S/R Ø10mm

240 m	m/min	8	29	58	4	15	30
	Kg	2500	2500	1000	4000	4000	2500
	Kw	11,5	11,5	11,5	11,5	11,5	11,5

	25 m	50 m	100 m
15 Hp (11,5 KW) 3V	4 x 16 mm^2	4 x 16 mm^2	4 x 25 mm^2
25 Hp (18,5 KW) 3V	4 x 25 mm^2	4 x 25 mm^2	4 x 25 mm^2
25 Hp (18,5 KW) INV	4 x 25 mm^2	4 x 25 mm^2	4 x 25 mm^2

CEI 38 IEC 38	400 V 50 Hz	* 380 V 60 Hz	* 25 Hp (18,5 Kw) 31 KW / 120 kVA
			15 Hp (11,5 Kw) 3V 24KW / 90 kVA

Windzone A-B / DIN 15019
Mástil / Reacciones
Masts / Reactions
Maste / Eckdrücke
Mat / Réactions
Torre / Reazioni

D: TORRE S/TL 50-52 1.20 M39/M39 8/8
E: TORRE TL 55 1.20 M39/M39 8/8
J: CAMPANA S17 10m 1.2/1.7 M39/M45 8/8
K: TORRE S17 1.70 M45 8/8
L: TORRE S17 1.70 M45 16/8
M: TORRE S17 1.70 M45 16/16
N: CAMPANA S21-S17 8/8 M45
O: TORRE S21 8/8 M45
P: TORRE S21 16/8 M45
X: CAMPANA C2322/21 16 /16 M45L /M45
T: TORRE S2322 16 /16 M45L
U: TORRE S2326 16 /16 M52 /M45L
Z: TORRE S2326 24 /16 M52

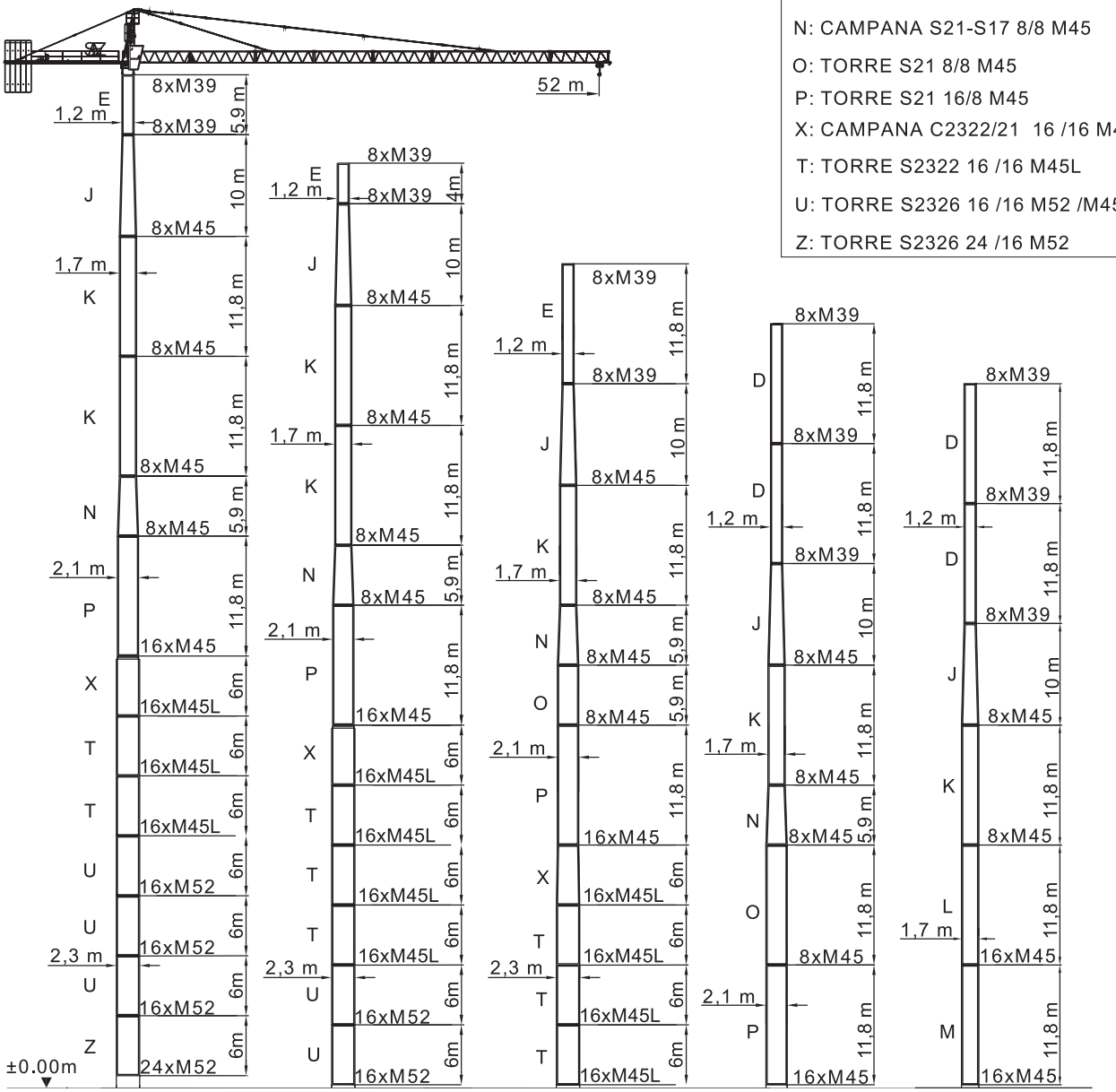

S75R24/26	S75R16/26	S75R16/22	S70R/16	S60R/16
H: 100,7 m	H: 91,6 m	H: 81,5 m	H: 75,2 m	H: 69,3 m
P(t): 77.472	P(t): 76.351	P(t): 147	P(t): 58,6	P(t): 45
T(t): 27.523	T(t): 24.465	T(t): 20	T(t): 15,85	T(t): 11,9
M(t·m): 1906,22	M(t·m): 1486,24	M(t·m): 1144,3	M(t·m): 723,7	M(t·m): 510

Windzone A-B / DIN 15019
Mástil / Reacciones
Masts / Reactions
Maste / Eckdrücke
Mat / Réactions
Torre / Reazioni

D: TORRE S/TL 50-52 1.20 M39/M39 8/8
E: TORRE TL 55 1.20 M39/M39 8/8
J: CAMPANA S17 10m 1.2/1.7 M39/M45 8/8
K: TORRE S17 1.70 M45 8/8
L: TORRE S17 1.70 M45 16/8
M: TORRE S17 1.70 M45 16/16

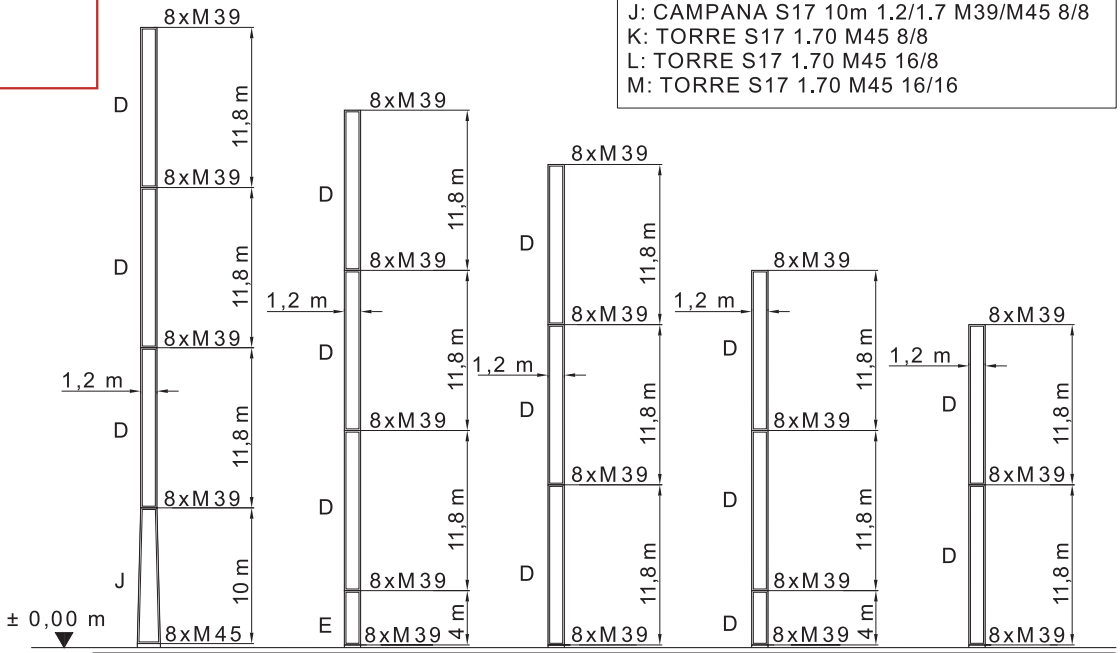

S60/8	S52R	S51	S51	S51
H: 45,7 m	H: 39,65 m	H: 35,65 m	H: 27,85 m	H: 23,85 m
M(t.m): 200,7	M(t.m): 150,9	M(t.m): 95,1	M(t.m): 80,9	M(t.m): 74,9
T(t): 6,4	T(t): 6,1	T(t): 5,9	T(t): 5,4	T(t): 4,9
P(t): 28,5	P(t): 26,8	P(t): 26,5	P(t): 24,8	P(t): 24,1

D: TORRE S/TL 50-52 1.20 M39/M39 8/8
E: TORRE TL 55 1.20 M39/M39 8/8
J: CAMPANA S17 10m 1.2/1.7 M39/M45 8/8
K: TORRE S17 1.70 M45 8/8
L: TORRE S17 1.70 M45 16/8
M: TORRE S17 1.70 M45 16/16

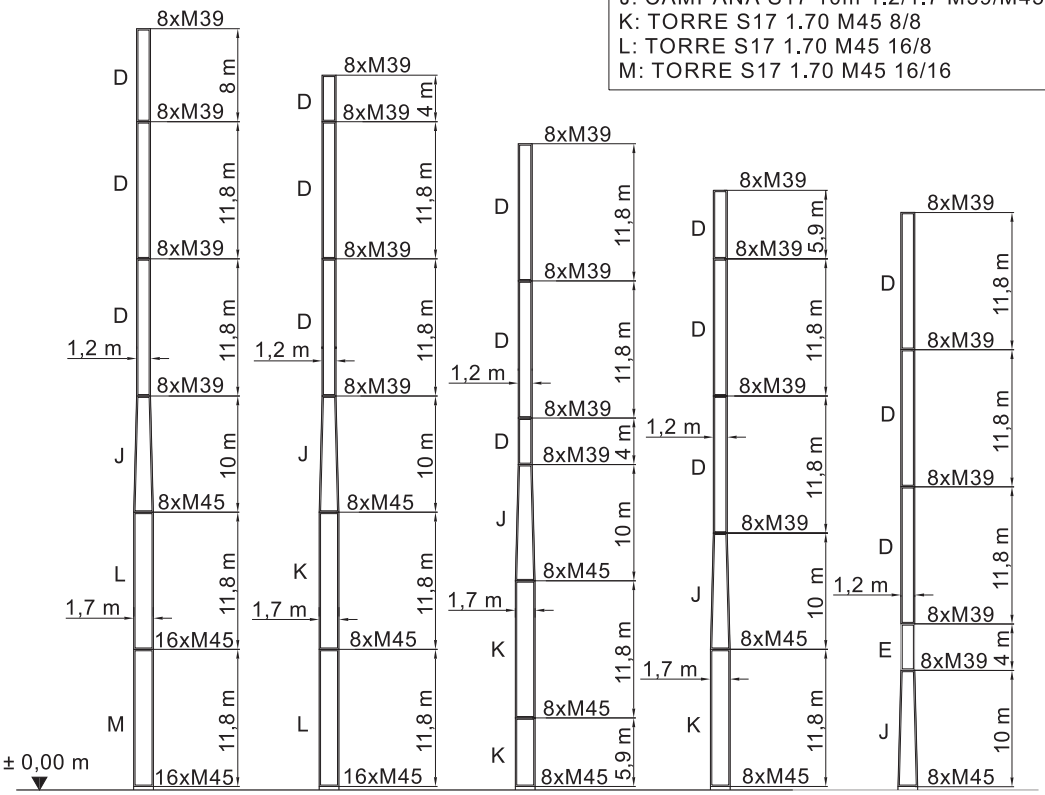

S60R/16	S60R/16	S60/8	S60/8	S60/8
H: 65,5 m	H: 61,5 m	H: 55,6 m	H: 51,6 m	H: 49,7 m
P(t): 42,6	P(t): 42	P(t): 39	P(t): 36	P(t): 34
T(t): 11,5	T(t): 10,6	T(t): 7,7	T(t): 7,3	T(t): 7,04
M(t·m): 420	M(t·m): 331	M(t·m): 269	M(t·m): 250,6	M(t·m): 239,3

BAYGAR

Windzone A-B / DIN 15019
Bloque lastre de base
Base ballast block
Grundballastblöcke
Bloc de lest de base
Blocco di zavorra alla base

D : T O R R E S/T L 5 0-5 2 1.2 0 M 3 9/M 3 9 8/8
E : T O R R E T L 5 5 1.2 0 M 3 9/M 3 9 8/8
J : C A M P A N A S 1 7 1 0 m 1.2 0/1.7 0 M 3 9/M 4 5 8/8

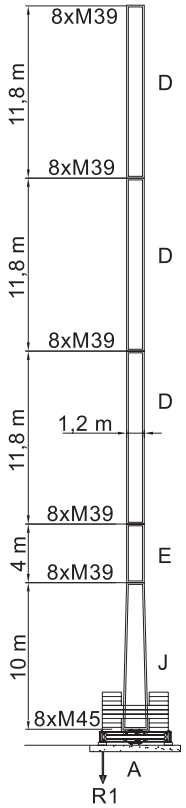

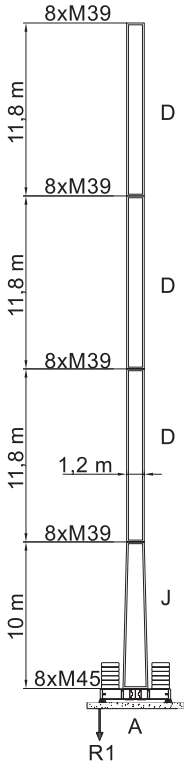

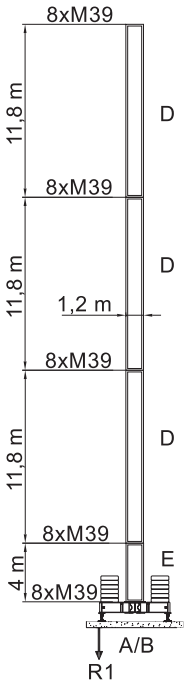

H(m): 50,6	H(m): 46,5	H(m): 40,7
4,5 x 4,5 m - 1,7 - HM 700	4,5 x 4,5 m - 1,2 / 1,7 - HB 700	3,8 x 3,8 m 1,2 HB 600
LASTRE: 121,6 Tn	LASTRE: 98,8 Tn	LASTRE: 72,6 Tn
R1= 95,6 Tn	R1= 79,2 Tn	R1= 66,15 Tn

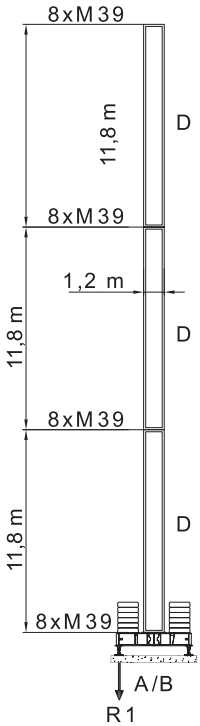

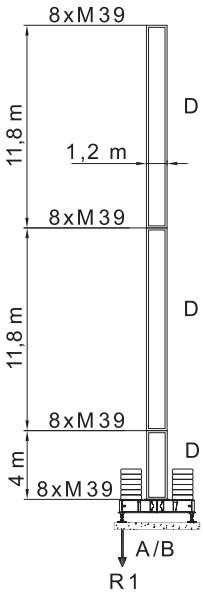

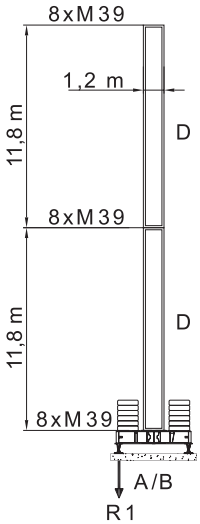

H(m): 36,4	H(m): 28,6	H(m): 24,6
3,8 x 3,8 1,2 HB 600	3,8 x 3,8 1,2 HB 600	3,8 x 3,8 M 1,2 HB 600
LASTRE: 53 Tn	LASTRE: 53 Tn	LASTRE: 45,6 Tn
R1= 46,96 Tn	R1= 43,12 Tn	R1= 39,2 Tn

		L(m)	W(m)	H(m)	Peso(Kg)
Pluma tramo primero / Jib heel section Ausleger-Anlenkstück / Pied de flèche Settore articolato di braccio					
	1	11,85	1,04	1,32	982
Elemento intermedio de pluma Intermediate jib section / Ausleger-Zwischenstück Elément interm. de flcche / Spezzone di braccio					
	2	5,94	0,95	1,32	465
	3	5,94	0,95	1,22	475
	4	5,94	0,95	1,22	450
	5	11,74	0,95	1,32	915
	6	5,14	0,95	1,22	328
	7	3,64	0,95	1,22	225
	8	2,0	0,95	1,22	142
Contrapluma / Counter-jib Gegenausleger / Contre-flcche Controbraccio					
		11,5	0,26	1,48	1480
		4,05	0,33	0,58	96
Elemento de torre / Tower section Turmstück / Elcment de mât Elemento di torre					
	D	11,8	1,2	1,38	3017
	D	8,0	1,2	1,38	2075
	D	5,9	1,2	1,38	1560
	D	4,0	1,2	1,38	1100
	E	11,8	1,2	1,38	3782
	E	8,0	1,2	1,38	2654
	E	5,9	1,2	1,38	2090
	E	4,0	1,2	1,38	1527
	J	10	1,85	1,38	3520
	K	11,8	1,85	1,85	4600
	K	5,9	1,85	1,85	2472
	K	3	1,85	1,85	1425
	L	11,8	1,85	1,85	5520
	M	11,8	1,85	1,85	5670
	N	5,9	2,27	2,27	3500
	O	11,8	2,27	2,27	5044
	O	5,9	2,27	2,27	2640
	O	3	2,27	2,27	1545
	P	11,8	2,27	2,27	5700
	X	6	2,27	2,29	4000
	T	6	2,27	2,29	4300
	U	6	2,31	2,34	5910
	Z	6	2,61	2,34	5980
Bloque de contrapeso / Counterweight blocks Gegengewichtsblöcke / Bloc de contrepoids Blocco di contrappeso					
	A	2,94	0,30	1,25	2300
	B	2,94	0,18	1,25	1400
	C	1,70	0,18	1,25	850
Bloque lastre de base / Base ballast block Grundballastblöcke / Bloc de lest de base Blocco di zavorra alla base					
		4,4	1,2	0,3	3800
Gancho y Carro / Hook and Trolley/Lasthaken - Laufkatze/ Crochet - Chariot /Gancio e Carrello					
		0,75	0,12	1,40	164
		0,96	1,10	0,62	118
Cabeza de torre / Tower head/Turmspitze / Porte - flcche/Testa di torre					
		6,5	1,8	1,7	3504
Viga principal base / Main base beam/ Hauptträger für fundamentkreuz Poutre de châssis de base/ Trave principale della base					
		5,72	0,67	0,65	1560

BAYGAR

		L(m)	W(m)	H(m)	Peso(Kg)
Semiviga secundaria base / Half base beam / Halbträger für fundamentkreuz semipoutre de châssis de base/ Semitrave secondaria della base	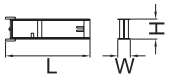	2,77	0,45	0,665	800
Elemento de empotre / Foundation anchor / Fundamentanker / Élément de scellement / El annegare.	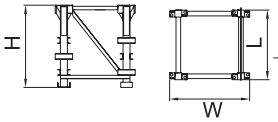				
	S51	1,2	1,38	1,42	496
	S52R	1,2	1,38	1,42	594
	S60/8	1,85	1,85	1,6	956
	S60R/16	1,85	1,85	1,6	1108
	S70/8	2,28	2,28	1,6	1122
	S70R/16	2,28	2,28	1,6	1274
	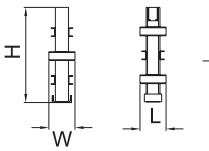				
	S75R16/22 (4x)	0,5	0,5	2,5	710
	S75R16/26 (4x)	0,5	0,5	2,5	790
	S75R24/26 (4x)	0,5	0,5	2,5	850
	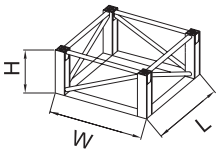				
	DIMA	2,31	2,34	0,8	1650

ESPECIFICACIONES SUJETAS A MODIFICACIONES SIN PREVIO AVISO.
Specifications subject to modification without notice.
Obiges kann ohne berstaendigung geaendert werden.
Specifications susceptibles de modification sans avis préalable.
Specifiche suscettibili di variazioni senza preavviso.

DECLINAMOS TODA RESPONSABILIDAD DERIVADA DE LA INFORMACION PROPORCIONADA.
This information is supplied without liability.
Sämtliche Angaben erfolgen ohne Gewähr.
Ces renseignements sont sans garantie.
Le indicazioni contenute si intendono salvo errori ed omissioni.